

Ages 8 - 12

Date \_\_\_\_\_

# Junior Historian Program



Junior Historian's Name \_\_\_\_\_

# How To Become A Junior Historian!

## About The Program:

Being a **Junior Historian** is very special, and quite a fun adventure. An official historian's job is to discover all there is to know about what happened in the past. They **study** their **surroundings**, **discover**, **research**, and work out the **puzzles** from long ago. They must **document** and **record** the mysteries they uncover. An historian must connect the stories of the past to today. As a Junior Historian you get to do the same thing. Your job will be important and recognized!

## Becoming a Junior Historian:

Time for the fun work! This book is much like a coloring activity book you use at home. There are **games**, **crossword puzzles**, **word searches**, **drawing**, **coloring**, and even an **interview**! To earn your title as Junior Historian and to get a special reward you need to accomplish **8** out of the **12 activities** in this book. Below is a **check list** of all the activities. As you finish a task check it off!



1 Introduction: Fort Dobbs in the French and Indian War ~



2 Colonial Powers in North America ~



3 Interviewing The Past



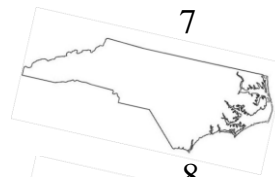
4 The Fort's Exterior ~



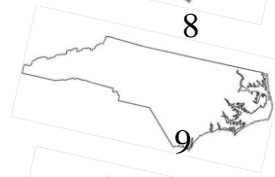
5 Dressing In The 1700's (1) ~



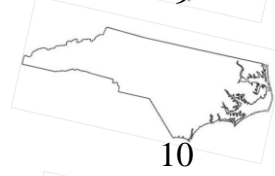
6 Dressing In The 1700's (2) ~



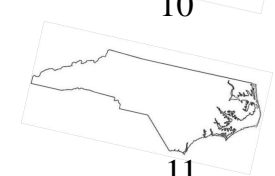
7 Dressing In The 1700's (3)



8 Building Fort Dobbs - 1755 ~



9 Weapons Used At Fort Dobbs ~



10 Soldiers and Their Muskets ~

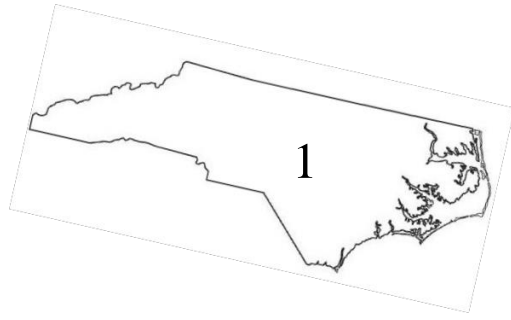


11 Native Americans In North Carolina ~



12 Unfolding History ~

# Introduction: Fort Dobbs in the French and Indian War ~



Situated in the Piedmont region of North Carolina near the foothills of the Blue Ridge Mountains, Fort Dobbs State Historic Site provides a window into the uproarious period of history known as the French and Indian War (1754-1763). As the only state historic site associated with the period, it represents North Carolina's link with a global war for empire that crossed five continents, lasted nearly a decade, and sowed the seeds of independence. Fort Dobbs was named for Royal Governor of the colony, Arthur Dobbs. Garrisoned by North Carolina Provincial soldiers from 1755-1763, the Fort served as a barrack for the soldiers, refuge for settlers, and supply depot for the British military. The Fort itself defined the edge of the British Empire on the western frontier of the colony. North Carolina Provincial soldiers served in several of the campaigns of the French and Indian War, including the first Ohio Expedition, Braddock's March, the New York Campaign, and the Forbes the Campaign. Fort Dobbs repulsed an attack by more than 60 Cherokee on the night of February 27, 1760. In 1761, North Carolina Provincial soldiers participated in the Holsten River Campaign, in modern-day Tennessee, which forced the Cherokees to sue for peace. The global war ended with the treaty of Paris in 1763. As the frontier moved beyond Fort Dobbs, the colony removed its arms and supplies in 1764 and the Fort was forever closed as a military outpost.

~ ~ ~ ~ ~

\* So, what did you learn? Answer the questions below from the above paragraph, about the French and Indian War.

\* Between what 2 years was the "Uproarious Period"?

\_\_\_\_\_

\* How many Cherokee Indians attacked Fort Dobbs?

\_\_\_\_\_

\* What was the date of the attack on Fort Dobbs?

\_\_\_\_\_

\* In what year was Fort Dobbs closed as a military post?

\_\_\_\_\_

\* What mountain range is Fort Dobbs near?

\_\_\_\_\_

This man is a royal governor and had the fort named after him, who is this?

\_\_\_\_\_



# Interviewing The Past ~



While you're at the fort, sometimes soldiers, colonists, and Native Americans like to hang around. While they're here you can ask them questions! Below are some suggestions.

Ask each kind of person and record their differences. Maybe you can ask one of the kid colonists...

\* What do your clothes consist of?

Soldier

---

---

Colonist

---

---

Native American

---

---

\* What do you eat?

Soldier

---

---

Colonist

---

---

Native American

---

---

\* What games and things do you do for fun?

Soldier

---

---

Colonist

---

---

Native Americans

---

---

\* What kind of home or shelter do you live in?

Soldier

---

---

Colonist

---

---

Native American

---

---

\* What kind of weapon do you use for hunting and protection?

Soldier

---

---

Colonist

---

---

Native American

---

---

What kind a question would you like to ask them? Try and think of something that all three men or women could answer for you. Write you question and answers on the top line.

---

---

Soldiers

---

---

Colonist

---

---

Native American

---

---

# Colonial Powers in North America

~



The two major powers involved in the French and Indian War were the British and the French. England and France had been enemies for centuries before either claimed parts of the New World. In North America, decades of conflict involving settlers, soldiers and native peoples, climaxed with the French and Indian War. In 1754, as part of France's attempt to connect her extensive dominions in North America by uniting Canada with Louisiana, she took possession of land claimed by the expanding English Colony of Virginia and began a line of military posts extending from the Great Lakes to the Ohio Valley.

This action caused war to break out between the British and the French. Fort Dobbs was one of many British forts built on the Western frontier to protect British lands and settlers from the French and their Native American allies.

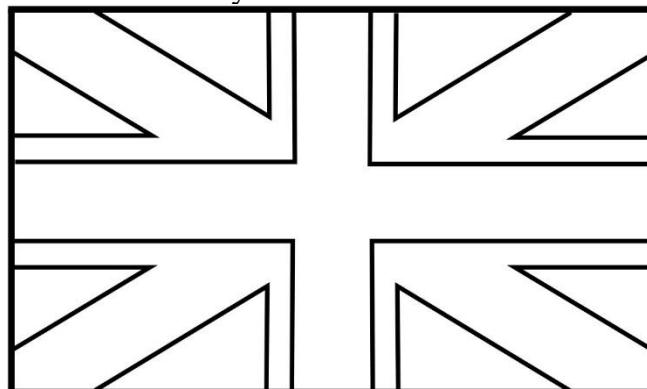
The King of France, Louis XV



The King of England, King George II



\* Below is the British flag of the 1700s. See if you can find it in the museum or on the information plaques and color it correctly.





# The Fort's Exterior ~



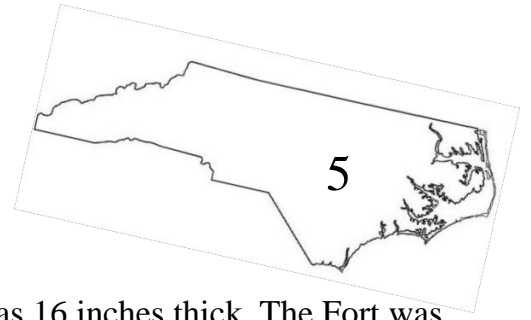
When completed, the main structure of Fort Dobbs was fifty-three feet by forty feet, with a flanker on each end each measuring twenty-four feet by twenty-two feet. The main building was twenty-four and a half feet high! There were three floors to the Fort. Loopholes cut through the walls enabled nearly 100 muskets to be fired on each floor; allowing up to three hundred guns to be fired simultaneously! Surrounding the fort was a ditch that was part of a barrier to keep enemy soldiers back from the main building. Underneath the fort the soldiers dug a cellar, where they would keep food stores cool. There was also a well for drinking water in the southwest flanker of the fort.

In the photo below are parts of the fort that are labeled. Your job is to determine what these characteristics of the fort are called and write it on the lines below.



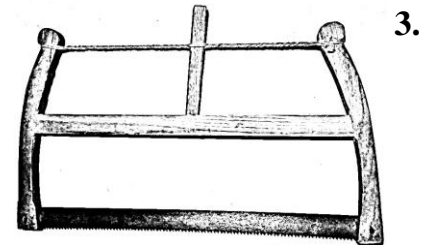
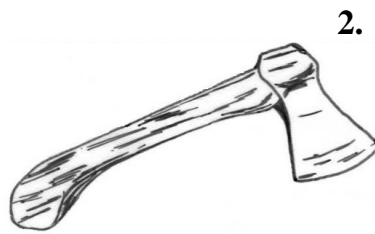

1. \_\_\_\_\_
2. \_\_\_\_\_
3. \_\_\_\_\_
4. \_\_\_\_\_

# Building Fort Dobbs - 1755 ~



Fort Dobbs was constructed of Oak logs, each could be as large as 16 inches thick. The Fort was built primarily by the provincial soldiers who were stationed there. Since they had to build the fort by hand, the provincials needed a variety of skills. The construction the fort would have required blacksmiths, carpenters, sawyers, mason, and laborers. Some of their tools would have included axes and hatchets, adzes, froes, mallets, hammers, draw knives, saws, shovels, picks, and augers. Each of these tools enabled the men to use their different skills to help build Fort Dobbs.

\* Below are some of the tools that the provincial soldiers would have used for the construction of Fort Dobbs. Can you match them their descriptions?




\_\_\_ Adze: Has a handle like an axe and the blade sticks out like a garden hoe. It is used for chipping off pieces of wood.

\_\_\_ Froe: The handle and blade make an "L" shape. It is used for splitting logs into shingles or planks along with a wooden mallet.

\_\_\_ Frame saw: A blade with a wooden frame for one person use.

\_\_\_ Auger: A hand drill; turn by hand to frame for one person use.

\_\_\_ Hatchet: A small, hand-held axe.





# Dressing In The 1700's (1) ~



In the 1700's people dressed much differently and carried different weapons. Look at the museum information and ask the people who you encounter dressed in period clothing in order to label the soldier on this page. Color him in the colors that would have been seen back then, once you've labeled him.

---



---

---

---

---

---

---

# Dressing In The 1700's (2) ~



In the 1700's people dressed much differently and used different things. Look at the museum information and ask the people who you encounter dressed in period clothing in order to label the settler on this page. Color her in the colors that would have been seen back then, once you've labeled her.



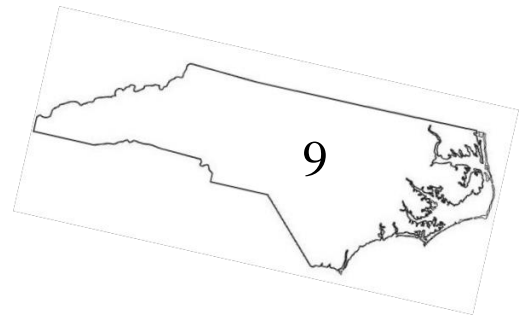
# Dressing In The 1700's (3) ~



In the 1700's people dressed much differently and carried different weapons. Look at the museum information and ask the people who you encounter dressed in period clothing in order to label the Native American on this page. Color him in the colors that would have been seen back then, once you've labeled him.



# Native Americans in North Carolina ~



The main Native American tribes still in North Carolina in the 1750's were the Cherokee, the Catawba, and the Tuscarora. The Cherokee and Catawba often fought with each other. When the French and Indian War broke out, English managed to bring about a peace between the two tribes and both acted as allies to the North Carolinians.

Even though they were allies, British colonists moved ever further onto the land of the Cherokee, leading to bitter disputes. When dozens of warriors were murdered by colonists in 1758, the Cherokee took up arms against the British. Native Americans carried weapons, both for hunting and fighting. These could have included a tomahawk, knife, and a trade gun (which was simply a lightweight musket.) Some Native Americans also still carried bows and arrows.

Native American men in the South East wore breech- clouts, leggings, moccasins, and shirts, as well as coats. Ornamentation could include such things as earrings, nose rings, and necklaces; much of which they traded from the Europeans.

\* So, what did you learn? Answer the questions below from the above paragraph, about the Native Americans.

\* What were the four main clothing items that the Natives wore?

\_\_\_\_\_

\* What kind of colonist moved even further onto the land of the Cherokee?

\_\_\_\_\_

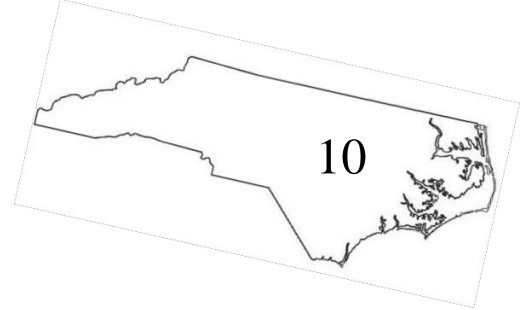
\* What were the five main weapons that the Native Americans used?

\_\_\_\_\_

\_\_\_\_\_

\_\_\_\_\_

# Weapons Used At Fort Dobbs ~



The North Carolina provincial soldiers at Fort Dobbs were armed with both Dutch and English muskets. Every soldier also had a bayonet to attach to his musket for close range fighting. The bayonets could be fixed onto the end of a musket and used like a spear. Sergeants would have carried a sword and a halberd; an eight-foot tall spear with an axe blade attached. Officers would have carried a sword and a pistol or a fusil, which was a shorter, lighter type of musket.

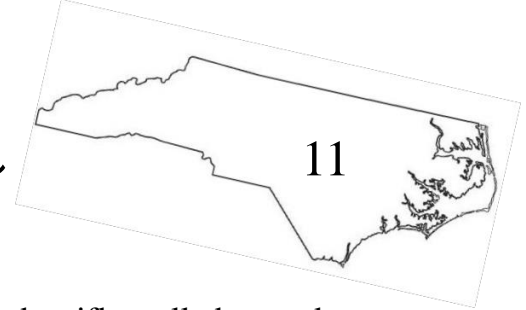
Below is a Dutch musket and list of parts. Can you identify the parts to the musket?



- |        |               |        |            |
|--------|---------------|--------|------------|
| Barrel | Stock         | Muzzle | Rammer     |
| Hammer | Trigger Guard | Cock   | Butt Stock |



# Soldiers And Their Muskets ~



The most common weapon used in the 1700's was a black powder rifle, called a musket. Soldiers had to go through several steps to fire their muskets. The steps are all out of order below. Can you put them in order to see how it was done?



\_\_\_\_\_ The cock must be pulled back, setting a spring that will be released by the trigger.



\_\_\_\_\_ The rammer is removed from underneath the barrel.



\_\_\_\_\_ The musket is aimed and the trigger pulled.



\_\_\_\_\_ The end of the cartridge is ripped off, allowing a small amount of gunpowder to be poured into the pan of the musket.



\_\_\_\_\_ A cartridge is removed from a pouch.



\_\_\_\_\_ The rammer must be returned before the musket is fired



\_\_\_\_\_ The rest of the powder and the bullet are put into the Muzzle



\_\_\_\_\_ The bullet is pushed down the barrel with the rammer.



**CONGRATULATIONS!!! YOU'RE  
AN OFFICIAL JUNIOR  
HISTORIAN!!!**

Take your book to the museum and have someone at  
the front desk check out your work!

Once they review it, they will present to you a  
Junior Historian Certificate!